

# EVALUATION BRIEF

Winter 2015 Quarterly Report  
FAST TRAC Wraparound Program

In September 2009, the Clermont County Mental Health & Recovery Board was awarded a six year Cooperative Agreement from the Center for Mental Health Services (CMHS) of the Substance Abuse and Mental Health Services Administration (SAMHSA) to enhance Clermont County's System of Care, named FAST TRAC. The Wraparound process forms a team around a child and family who are struggling to stay safe, stay together, and maintain everyday life and functioning. The goal is to help families develop a plan with the right supports in place that address the challenges the child and family face, empower parents and caregivers, and connect youth and families to their communities. Data for this report were collected from February 2011 to October 2014.

CHARACTERISTICS OF WRAPAROUND YOUTH (N=216)*	
Male	66.7%
Female	33.3%
AVERAGE AGE AT INTAKE	
Average Age	12.5 years
AGE GROUPS	
Birth to 6 years	6.9%
7 to 11 years	37.0%
12 to 14 years	28.2%
15 to 18 years	26.4%
19 to 21 years	1.5%
ETHNICITY	
White	90.7%

## YOUTH AND THEIR FAMILIES ARE FINDING SOLUTIONS WITHIN THE WRAPAROUND PLANNING PROCESS

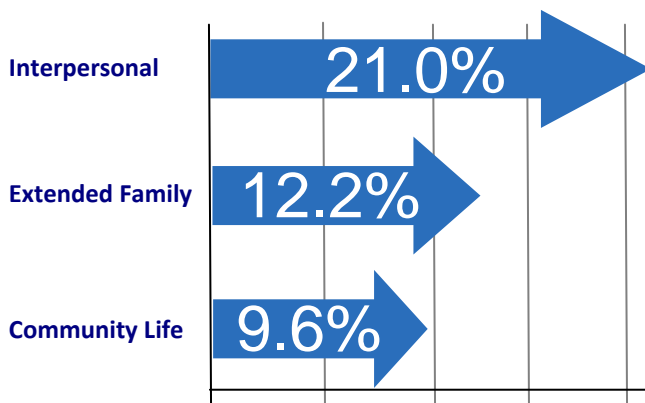
John was referred to Wraparound services by Juvenile Court. At 13 years old, John had been diagnosed with a mood disorder and was struggling at home and at school. His mother had become frustrated and distrustful of the systems and agencies.

Over the course of the following months, Wraparound helped John and his family identify their needs, build on their strengths, and find solutions. John was engaged and played an active role in finding what worked best for him and his family.

*"I came into Wraparound hesitant, wanting to participate and do everything I could to prevent my son from becoming more involved in Juvenile Court. Through the Wraparound process, I was surrounded by a team of caring people. We talked and I felt more at ease and could actually share the real needs of my family. Now I try to let other families know about everything Wraparound can do."*

-Jane, John's mother

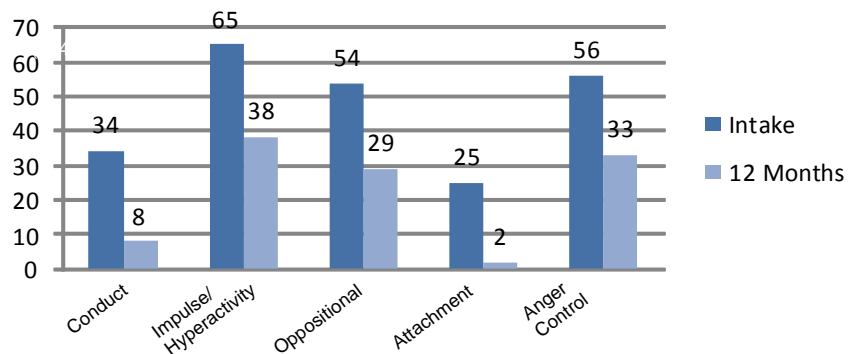
## YOUTH CONTINUE TO BUILD STRENGTHS IN WRAPAROUND (% Improvement in Identifying Strengths From Intake to 12 Months) n=49\*\*



**Interpersonal** characteristics refers to a wide range of the child's positive personality and interactive traits such as empathy, sharing and self-awareness. **Extended family** as a strength refers to the development of relationships and communication with family members besides parents and siblings. **Community Life** indicates how well the youth is integrated into the community, is a member of organizations, and has positive ties to the community.

## AS YOUTH STRENGTHS DEVELOP, BEHAVIORAL AND EMOTIONAL CHALLENGES CONTINUE TO DECREASE

### YOUTH BEHAVIORAL AND EMOTIONAL CHALLENGES PERCENT CAUSING PROBLEMS AT INTAKE AND AT 12 MONTHS (n=48)\*\*



**Conduct** includes lying, stealing, violence toward others and animals, manipulation of others and sexual aggression.

**Impulse/hyperactivity** includes problems with impulsive, distractible, hyperactive behaviors and dangerous levels of impulsive behavior that places a child at risk of physical harm.

**Oppositional** includes threats and physical harm to authority figures.

**Attachment** includes the ability to maintain an appropriate parent-child relationship.

**Anger Control** includes verbal aggression and physical violence.

\*N=Number of Participants.

\*\*n=Number of Participants with Data at Both Intake and 12 months.

# EVALUATION BRIEF

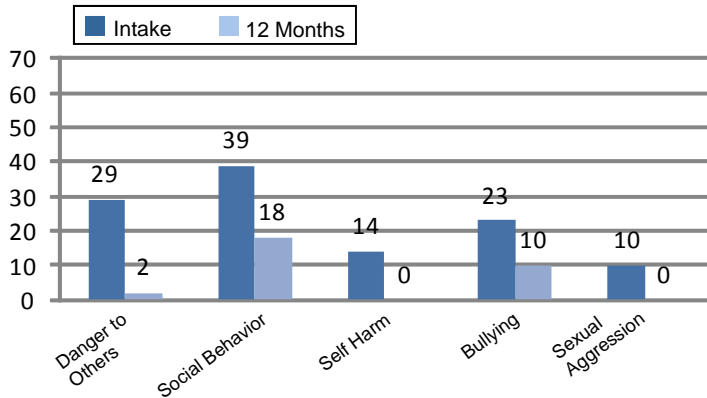
Winter 2015 Quarterly Report  
FAST TRAC Wraparound Program

Wraparound is an individualized planning process that is family driven, strength based, and culturally competent. Wraparound forms a team around a child and a family. The team works together to create, implement, and monitor a plan that will help a family make their life vision a reality.

## YOUTH ARE EXPERIENCING SUCCESS IN ALL AREAS OF THEIR LIVES WITH THE WRAPAROUND PLANNING PROCESS

### YOUTH HIGH RISK BEHAVIORS

PERCENT RATED "RECENT" AT INTAKE AND AT 12 MONTHS (n=50)\*\*



**Danger to others** includes homicidal ideation, physically harmful aggression and fire setting.

**Social behavior** includes problematic social/community behavior.

**Self harm** includes reckless behavior and intentional risk taking behaviors.

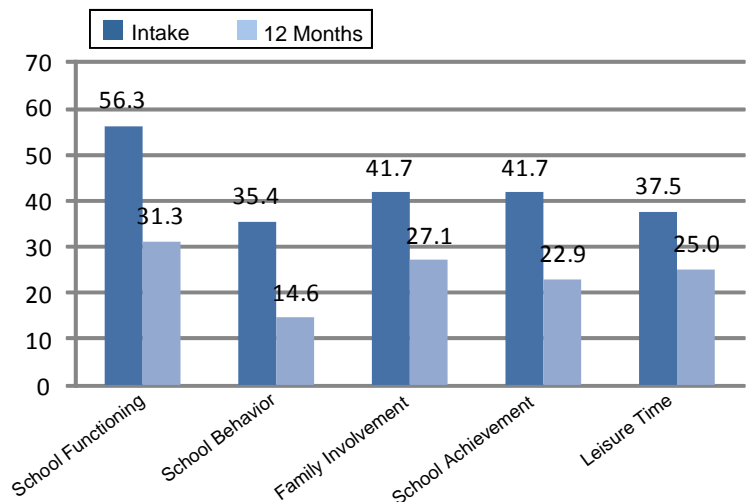
**Bullying** means child has repeatedly utilized threats or actual violence to bully others.

**Sexual aggression** includes sexual activity with younger or non-consenting others.

A decrease in a need for action and intervention indicates improvements in youth functioning, which means that **relationships are strengthening** with family, caretakers, peers, at school, and the community.

### YOUTH FUNCTIONING IN SCHOOL, IN THE COMMUNITY, AND AT HOME

PERCENT RATED AS "MODERATE OR SEVERE NEED FOR ACTION" AT INTAKE AND AT 12 MONTHS (n=48)\*\*



**School functioning** includes school attendance, Individualized Education Plans (IEP), special education and in-school discipline incidents.

**School Behavior** indicates severe behavior problems in school and/or school placement in jeopardy due to behavior.

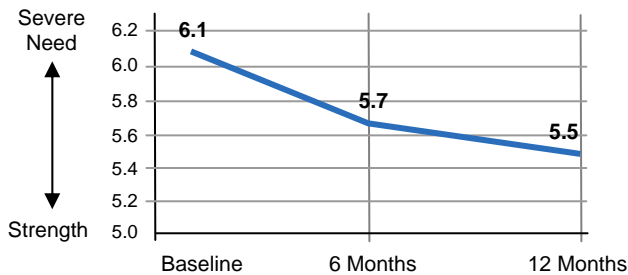
**Family Involvement** looks at compliance with caregiver rules and trust and participation with family members.

**School Achievement** indicates the youth is failing most subjects or is more than a year behind same age peers in achievement.

**Leisure Time** includes interest in recreational activities, with a higher score indicating less success or no interest in social activities.

### CAREGIVERS ARE FINDING THE SUPPORT AND INFORMATION TO SUCCEED

CAREGIVER RATED NEEDS AT INTAKE, 6 MONTHS, AND AFTER 12 MONTHS (n=39)\*\*



A decrease in self-reported needs indicates that **caregivers are finding the tools, supports, knowledge, and social resources** to build and strengthen a safe and healthy home and relationship with their child.

### IMPROVED FAMILY AND COMMUNITY FUNCTIONING WITH THE WRAPAROUND PLANNING PROCESS

**70%** of youth decreased their level of care needs<sup>1</sup>

Decreasing level of care indicates more **youth are able to remain safely in their home and community, which assists in youths' ability to succeed at school, work, relationships and everyday life.** This also means less financial strain on publicly supported resources.

<sup>1</sup>From Intake to 12 months with Wraparound.

\*\*n=Number of Participants with Data at Both Intake and 12 months.